

FRAUD PROFILE



REPORTED VOLUMES & LOSSES

2,433

TOTAL CRIMES REPORTED
OCT 2017 TO MAR 2018



£5.9M

TOTAL VICTIM LOSSES
OCT 2017 TO MAR 2018



54%

OF REPORTS WERE FROM BUSINESSES



45%

OF REPORTS WERE FROM INDIVIDUALS

TOP 3 FRAUDS

BY VOLUME

1

593
CHEQUE, PLASTIC CARD AND ONLINE BANK ACCOUNTS

2

296
APPLICATION FRAUD

3

245
OTHER ADVANCE FEE FRAUD

BY LOSS

1

£758K
OTHER FINANCIAL INVESTMENT

2

£349K
OTHER ADVANCE FEE FRAUD

3


£278K
DATING SCAM

The category 'None of the above' has been excluded. The loss figures have been rounded to the nearest thousand (or hundred thousand over £1m) and excludes outliers exceeding £100m.

NOTABLE VICTIMOLOGY

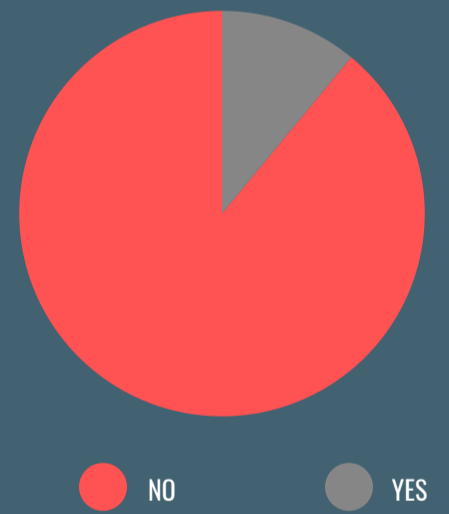
6 OUT OF 20 VICTIMS

REPORTED A SEVERE OR SIGNIFICANT IMPACT FROM CRIME



11%

OF FRAUD VICTIMS REQUESTED VICTIM CARE



CRIME REFERRALS

102

CRIME REFERRALS


7

JUDICIAL OUTCOMES



Charged (71%) Caution (Adults) (15%) Community Resolution (14%) Others (0%)

ENABLERS



37%

PHONE



12%

ONLINE SALES



11%

EMAIL