

FRAUD PROFILE



3,861

TOTAL CRIMES REPORTED
OCT 2017 TO MAR 2018



-13%

£3.8M

TOTAL VICTIM LOSSES
OCT 2017 TO MAR 2018



-16%



56%

OF REPORTS WERE FROM BUSINESSES



43%

OF REPORTS WERE FROM INDIVIDUALS

TOP 3 FRAUDS

BY VOLUME

1 > 1,127
CHEQUE, PLASTIC CARD AND ONLINE BANK ACCOUNTS

2 > 733
APPLICATION FRAUD

3 > 418
OTHER ADVANCE FEE FRAUD

BY LOSS

1 > £386K
OTHER FINANCIAL INVESTMENT

2 > £230K
COMPUTER SOFTWARE SERVICE FRAUD

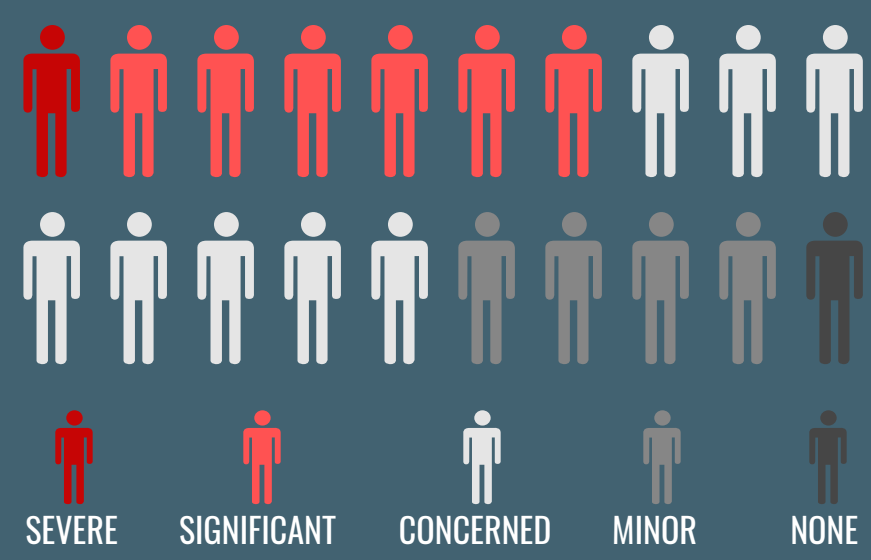
3 > £214K
MANDATE FRAUD

The category 'None of the above' has been excluded. The loss figures have been rounded to the nearest thousand (or hundred thousand over £1m) and excludes outliers exceeding £100m.

NOTABLE VICTIMOLOGY

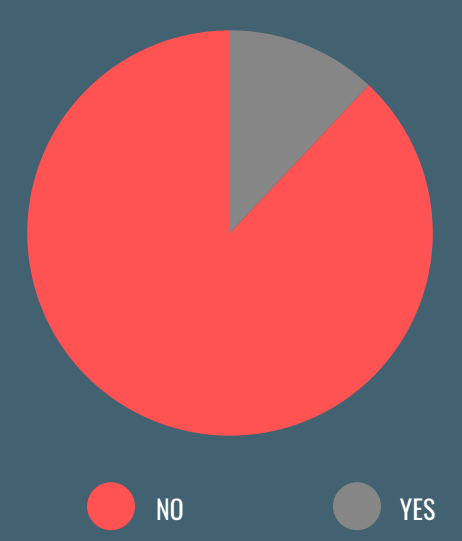
7 OUT OF 20 VICTIMS

REPORTED A SEVERE OR SIGNIFICANT IMPACT FROM CRIME



12%

OF FRAUD VICTIMS REQUESTED VICTIM CARE



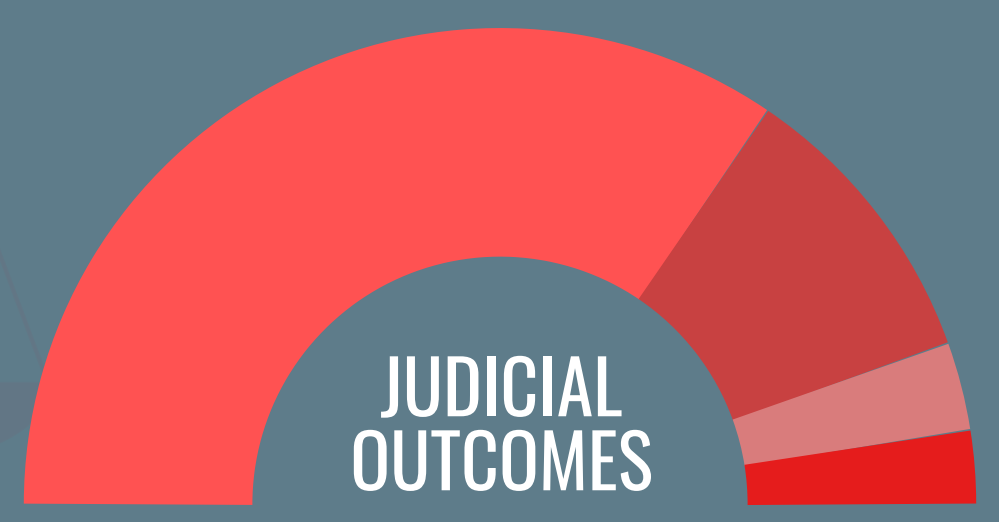
CRIME REFERRALS

124


CRIME REFERRALS

127

JUDICIAL OUTCOMES



ENABLERS



37%

PHONE



16%

ONLINE SALES



11%

EMAIL