


# FRAUD PROFILE



3,370

TOTAL CRIMES REPORTED  
OCT 2017 TO MAR 2018



+7%

£5.2M

TOTAL VICTIM LOSSES  
OCT 2017 TO MAR 2018



-3%



60%

OF REPORTS WERE FROM BUSINESSES



39%

OF REPORTS WERE FROM INDIVIDUALS

TOP 3 FRAUDS

BY VOLUME

1 > 1,044  
CHEQUE, PLASTIC CARD AND ONLINE BANK ACCOUNTS

2 > 515  
APPLICATION FRAUD

3 > 293  
ONLINE SHOPPING AND AUCTIONS

BY LOSS

1 > £612K  
FRAUD BY ABUSE OF POSITION OF TRUST


2 > £449K  
DOOR TO DOOR SALES AND BOGUS TRADESMEN

3 > £382K  
CORPORATE EMPLOYEE FRAUD

The category 'None of the above' has been excluded. The loss figures have been rounded to the nearest thousand and excludes outliers exceeding £100m.

6 OUT OF 20 VICTIMS

REPORTED A SEVERE OR SIGNIFICANT IMPACT FROM CRIME



10%

OF FRAUD VICTIMS REQUESTED VICTIM CARE



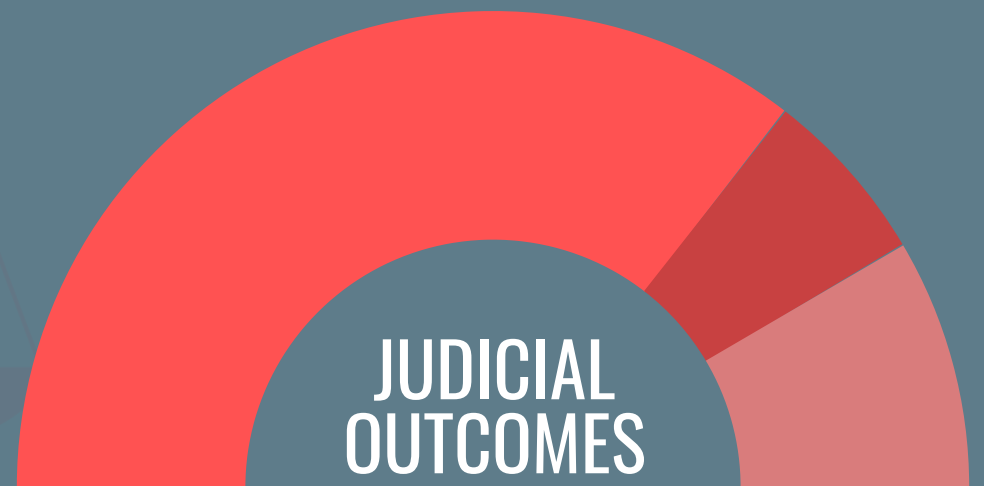
● NO ● YES

259

CRIME REFERRALS

88

JUDICIAL OUTCOMES



■ Charged (71%) ■ Caution (Adults) (12%) ■ Community Resolution (17%) ■ Others (0%)



35%

PHONE



14%

ONLINE SALES



11%

EMAIL