

FRAUD PROFILE



282

TOTAL CRIMES REPORTED
OCT 2017 TO MAR 2018



+50%

£9.4M

TOTAL VICTIM LOSSES
OCT 2017 TO MAR 2018



+35%



80%

OF REPORTS WERE FROM BUSINESSES



17%

OF REPORTS WERE FROM INDIVIDUALS

TOP 3 FRAUDS

BY VOLUME

1

46
CHEQUE, PLASTIC CARD AND ONLINE BANK ACCOUNTS

2

32
MANDATE FRAUD

3

15
CORPORATE EMPLOYEE FRAUD

BY LOSS

1

£1.8M
MANDATE FRAUD

2

£1.1M
CHEQUE, PLASTIC CARD AND ONLINE BANK ACCOUNTS


3

£448K
RETAIL FRAUD

The category 'None of the above' has been excluded. The loss figures have been rounded to the nearest hundred thousand and excludes outliers exceeding £100m.

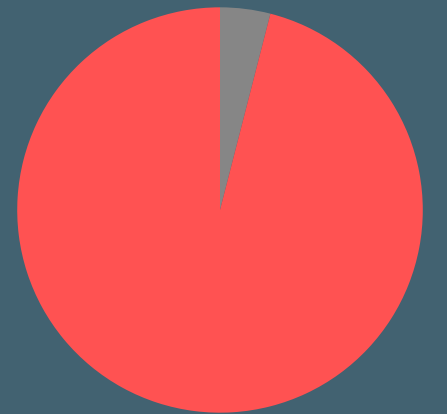
5 OUT OF 20 VICTIMS

REPORTED A SEVERE OR SIGNIFICANT IMPACT FROM CRIME



4%

OF FRAUD VICTIMS REQUESTED VICTIM CARE



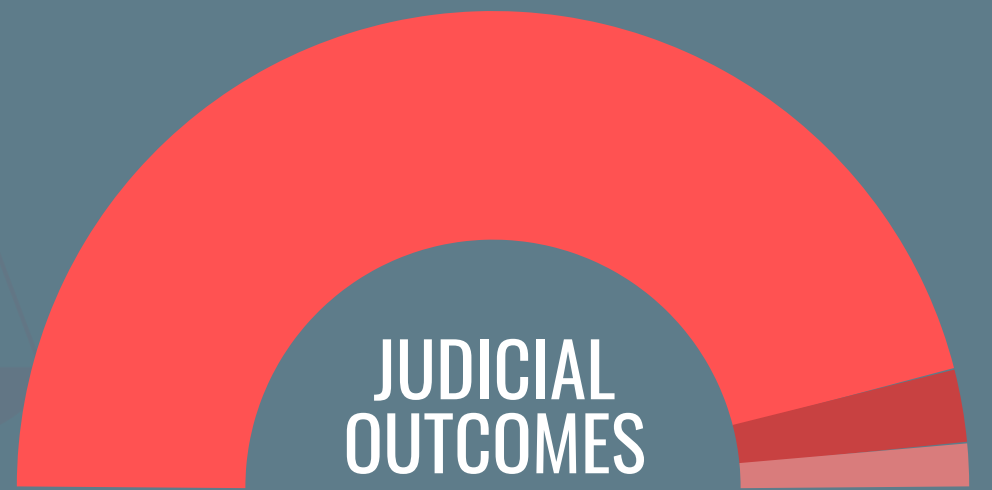
NO YES

266

CRIME REFERRALS

214

JUDICIAL OUTCOMES



Charged (92%) Caution (Adults) (5%) Community Resolution (3%) Others (0%)




24%

EMAIL



21%

IDENTITY



17%

PHONE